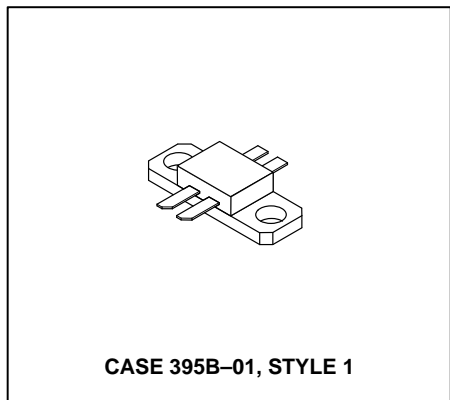
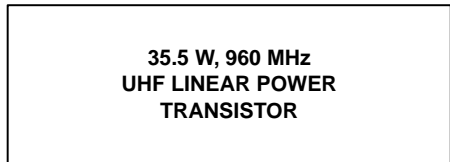


The RF Line

UHF Linear Power Transistor

The TP3024B is a balanced transistor designed specifically for use in cellular radio systems. This device permits the design of a Class AB push-pull, high gain, broadband amplifier having a high degree of linearity without the need for complicated biasing circuitry.

- Specified 26 Volts, 960 MHz Characteristics:
 - Output Power = 35.5 W
 - Minimum Gain = 7.5 dB
 - $I_{Qtotal} = 150$ mA
- Push-Pull Configuration



MAXIMUM RATINGS

Rating	Symbol	Value	Unit
Emitter-Base Voltage	V_{EBO}	4.0	Vdc
Operating Junction Temperature	T_J	200	°C
Storage Temperature Range	T_{stg}	-65 to +200	°C

THERMAL CHARACTERISTICS

Characteristic	Symbol	Max	Unit
Thermal Resistance, Junction to Case (1) ($T_C = 75^\circ\text{C}$)	$R_{\theta JC}$	3.0	°C/W

ELECTRICAL CHARACTERISTICS ($T_C = 25^\circ\text{C}$ unless otherwise noted.)

Characteristic	Symbol	Min	Typ	Max	Unit
----------------	--------	-----	-----	-----	------

OFF CHARACTERISTICS

Collector-Emitter Breakdown Voltage ($I_C = 10$ mA, $R_{BE} = 75$ Ohms)	$V_{(BR)CER}$	40	—	—	Vdc
Collector-Emitter Leakage ($V_{CE} = 26$ V, $R_{BE} = 75$ Ohms)	I_{CER}	—	—	5.0	mA
Emitter-Base Breakdown Voltage ($I_C = 5.0$ mAdc, $I_C = 0$)	$V_{(BR)EBO}$	3.5	—	—	Vdc
Emitter-Base Leakage ($V_{BE} = 2.5$ V)	I_{EBO}	—	—	1.0	mA

ON CHARACTERISTICS (2)

DC Current Gain ($I_C = 500$ mA, $V_{CE} = 10$ V)	h_{FE}	15	—	100	—
---	----------	----	---	-----	---

DYNAMIC CHARACTERISTICS (1)

Output Capacitance ($V_{CB} = 24$ V, $I_E = 0$, $f = 1.0$ MHz)	C_{ob}	—	17	25	pF
---	----------	---	----	----	----

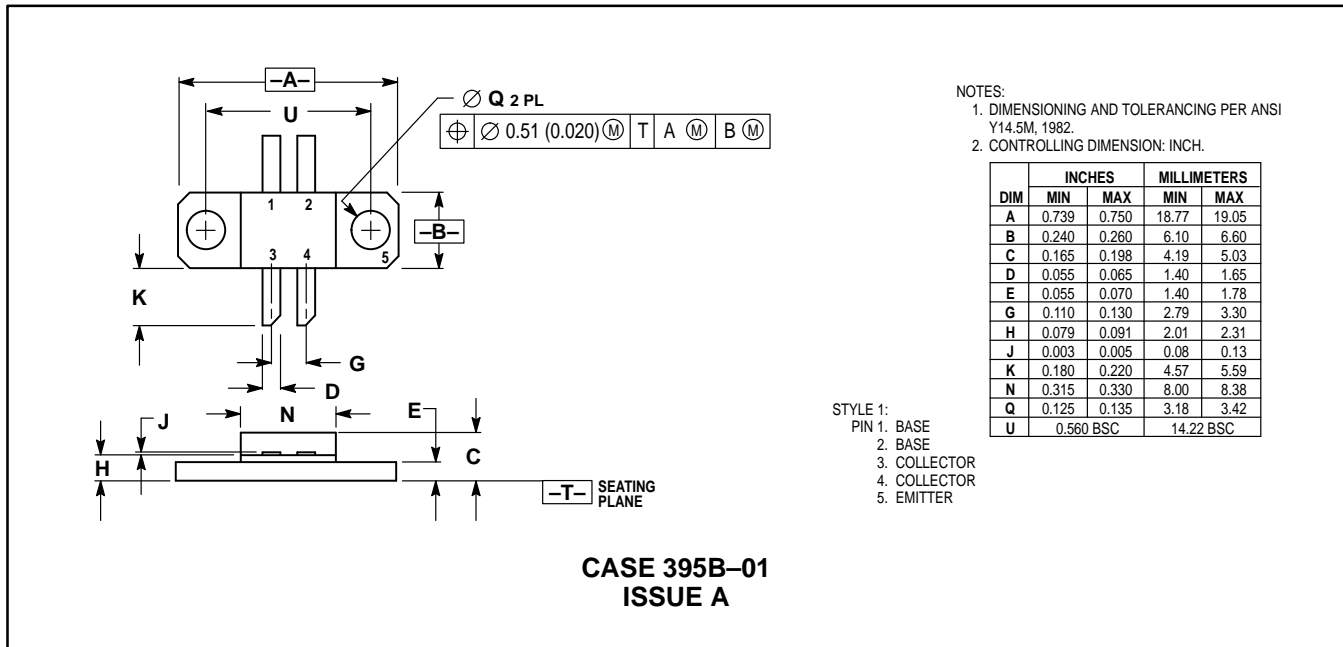
FUNCTIONAL TESTS (3)

Common-Emitter Amplifier Power Gain ($V_{CE} = 26$ V, $P_{out} = 35.5$ W, $f = 960$ MHz, $I_{Qtotal} = 150$ mA)	G_{PE}	7.5	—	—	dB
Collector Efficiency ($V_{CE} = 26$ V, $P_{out} = 35.5$ W, $f = 960$ MHz, $I_{Qtotal} = 150$ mA)	η_c	45	—	—	%

NOTE:

- Thermal resistance is determined under specified RF operating condition.
- Each transistor chip measured separately.
- Both transistor chips operating in push-pull amplifier.

PACKAGE DIMENSIONS



Motorola reserves the right to make changes without further notice to any products herein. Motorola makes no warranty, representation or guarantee regarding the suitability of its products for any particular purpose, nor does Motorola assume any liability arising out of the application or use of any product or circuit, and specifically disclaims any and all liability, including without limitation consequential or incidental damages. "Typical" parameters can and do vary in different applications. All operating parameters, including "Typicals" must be validated for each customer application by customer's technical experts. Motorola does not convey any license under its patent rights nor the rights of others. Motorola products are not designed, intended, or authorized for use as components in systems intended for surgical implant into the body, or other applications intended to support or sustain life, or for any other application in which the failure of the Motorola product could create a situation where personal injury or death may occur. Should Buyer purchase or use Motorola products for any such unintended or unauthorized application, Buyer shall indemnify and hold Motorola and its officers, employees, subsidiaries, affiliates, and distributors harmless against all claims, costs, damages, and expenses, and reasonable attorney fees arising out of, directly or indirectly, any claim of personal injury or death associated with such unintended or unauthorized use, even if such claim alleges that Motorola was negligent regarding the design or manufacture of the part. Motorola and are registered trademarks of Motorola, Inc. Motorola, Inc. is an Equal Opportunity/Affirmative Action Employer.

Literature Distribution Centers:

USA: Motorola Literature Distribution; P.O. Box 20912; Phoenix, Arizona 85036.
 EUROPE: Motorola Ltd.; European Literature Centre; 88 Tanners Drive, Blakelands, Milton Keynes, MK14 5BP, England.
 JAPAN: Nippon Motorola Ltd.; 4-32-1, Nishi-Gotanda, Shinagawa-ku, Tokyo 141, Japan.
 ASIA PACIFIC: Motorola Semiconductors H.K. Ltd.; Silicon Harbour Center, No. 2 Dai King Street, Tai Po Industrial Estate, Tai Po, N.T., Hong Kong.

