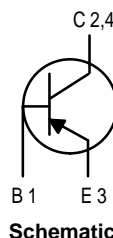


*Preliminary Data Sheet*  
**Bipolar Power Transistors**  
**PNP Silicon**

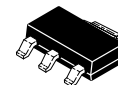
- Collector–Emitter Sustaining Voltage —  $V_{CE(sus)}$   
= 30 Vdc (Min) @  $I_C = 10$  mAdc
- High DC Current Gain —  $h_{FE}$   
= 140 (Min) @  $I_C = 1.2$  Adc  
= 125 (Min) @  $I_C = 3.0$  Adc
- Low Collector–Emitter Saturation Voltage —  $V_{CE(sat)}$   
= 0.275 Vdc (Max) @  $I_C = 1.2$  Adc  
= 0.68 Vdc (Max) @  $I_C = 5.0$  Adc
- SOT–223 Surface Mount Packaging



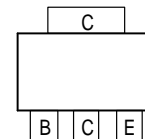
**MMJT9435**

Motorola Preferred Device

**POWER BJT**  
 **$I_C = 3.0$  AMPERES**  
 **$V_{CE0} = 30$  VOLTS**  
 **$V_{CE(sat)} = 0.275$  VOLTS**



**CASE 318E–04, Style 1**



**MAXIMUM RATINGS** ( $T_C = 25^\circ\text{C}$  unless otherwise noted)

Rating	Symbol	Value	Unit
Collector–Emitter Voltage	$V_{CEO}$	30	Vdc
Collector–Base Voltage	$V_{CB}$	45	Vdc
Emitter–Base Voltage	$V_{EB}$	$\pm 8.0$	Vdc
Base Current — Continuous	$I_B$	1.0	Adc
Collector Current — Continuous — Peak	$I_C$	3.0 5.0	Adc
Total Power Dissipation @ $T_C = 25^\circ\text{C}$ Derate above $25^\circ\text{C}$	$P_D$	3.0 0.025	Watts mW/ $^\circ\text{C}$
Total $P_D$ @ $T_A = 25^\circ\text{C}$ mounted on 1" sq. (645 sq. mm) Drain pad on FR–4 bd material		2.0	Watts
Total $P_D$ @ $T_A = 25^\circ\text{C}$ mounted on 0.92" sq. (590 sq. mm) Drain pad on FR–4 bd material		1.5	
Total $P_D$ @ $T_A = 25^\circ\text{C}$ mounted on 0.012" sq. (7.6 sq. mm) Drain pad on FR–4 bd material		0.8	
Operating and Storage Junction Temperature Range	$T_J, T_{stg}$	–55 to +150	$^\circ\text{C}$

**THERMAL CHARACTERISTICS**

Characteristic	Symbol	Max	Unit
Thermal Resistance – Junction to Case	$R_{\theta JC}$	40	$^\circ\text{C/W}$
– Junction to Ambient on 1" sq. (645 sq. mm) Drain pad on FR–4 bd material	$R_{\theta JA}$	60	
– Junction to Ambient on 0.92" sq. (590 sq. mm) Drain pad on FR–4 bd material	$R_{\theta JA}$	85	
– Junction to Ambient on 0.012" sq. (7.6 sq. mm) Drain pad on FR–4 bd material	$R_{\theta JA}$	156	
Maximum Lead Temperature for Soldering Purposes, 1/8" from case for 5 seconds	$T_L$	260	$^\circ\text{C}$

This document contains information on a new product. Specifications and information are subject to change without notice.

**Preferred devices** are Motorola recommended choices for future use and best overall value.

**MMJT9435****ELECTRICAL CHARACTERISTICS** ( $T_C = 25^\circ\text{C}$  unless otherwise noted)

Characteristic	Symbol	Min	Typ	Max	Unit
<b>OFF CHARACTERISTICS</b>					
Collector–Emitter Sustaining Voltage ( $I_C = 10\text{ mAdc}$ , $I_B = 0\text{ Adc}$ )	$V_{CE(sus)}$	30	—	—	Vdc
Collector Cutoff Current ( $V_{CE} = 25\text{ Vdc}$ , $R_{BE} = 200\ \Omega$ )	$I_{CER}$	—	—	20	$\mu\text{Adc}$
Emitter Cutoff Current ( $V_{BE} = 5.0\text{ Vdc}$ )	$I_{EBO}$	—	—	10	$\mu\text{Adc}$

**ON CHARACTERISTICS(1)**

Collector–Emitter Saturation Voltage ( $I_C = 0.8\text{ Adc}$ , $I_B = 20\text{ mAdc}$ ) ( $I_C = 1.2\text{ Adc}$ , $I_B = 20\text{ mAdc}$ ) ( $I_C = 5.0\text{ Adc}$ , $I_B = 1.0\text{ Adc}$ )	$V_{CE(sat)}$	— — —	0.140 — —	0.210 0.275 0.680	Vdc
Base–Emitter Saturation Voltage ( $I_C = 5.0\text{ Adc}$ , $I_B = 1.0\text{ Adc}$ )	$V_{BE(sat)}$	—	—	1.40	Vdc
Base–Emitter On Voltage ( $I_C = 3.0\text{ Adc}$ , $V_{CE} = 4.0\text{ Vdc}$ )	$V_{BE(on)}$	—	—	1.10	Vdc
DC Current Gain ( $I_C = 1.2\text{ Adc}$ , $V_{CE} = 4.0\text{ Vdc}$ ) ( $I_C = 3.0\text{ Adc}$ , $V_{CE} = 4.0\text{ Vdc}$ )	$h_{FE}$	140 125	— 170	— —	—

**DYNAMIC CHARACTERISTICS**

Output Capacitance ( $V_{CB} = 10\text{ Vdc}$ , $I_E = 0\text{ Adc}$ , $f = 1.0\text{ MHz}$ )	$C_{ob}$	—	100	—	pF
Input Capacitance ( $V_{EB} = 8.0\text{ Vdc}$ )	$C_{ib}$	—	135	—	pF
Current–Gain — Bandwidth Product(2) ( $I_C = 500\text{ mA}$ , $V_{CE} = 10\text{ V}$ , $f_{test} = 1.0\text{ MHz}$ )	$f_T$	—	105	—	MHz

(1) Pulse Test: Pulse Width  $\leq 300\ \mu\text{s}$ , Duty Cycle  $\leq 2\%$ .(2)  $f_T = |h_{FE}| \cdot f_{test}$

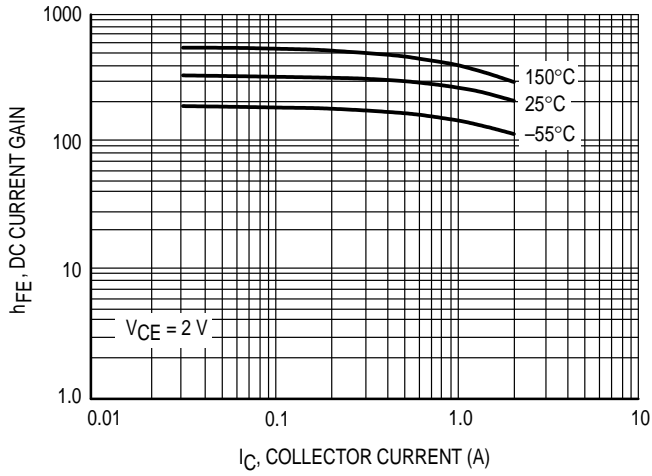


Figure 1. DC Current Gain

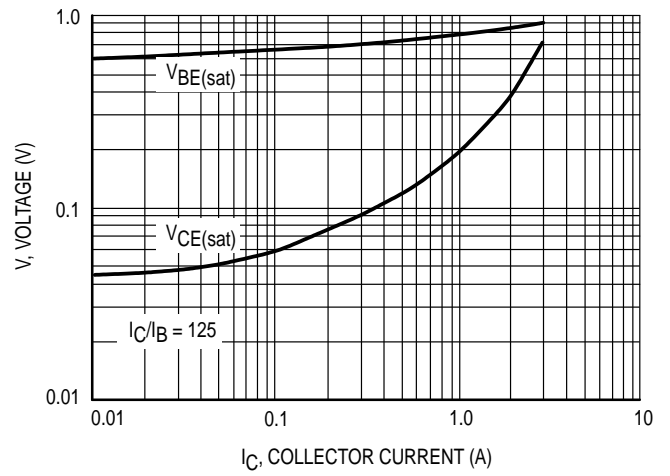


Figure 2. "ON" Voltages

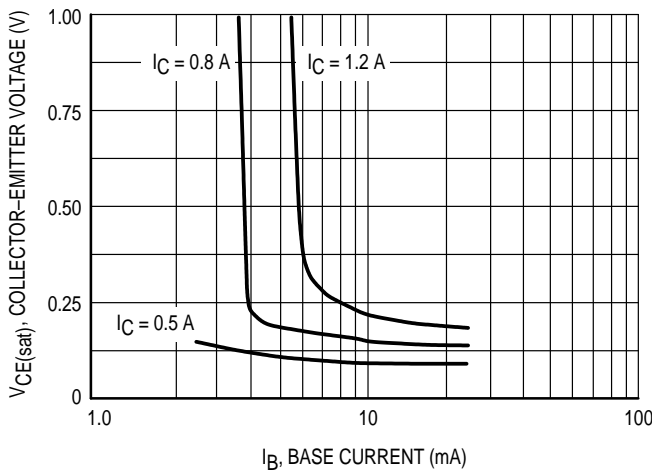


Figure 3. Collector Saturation Region

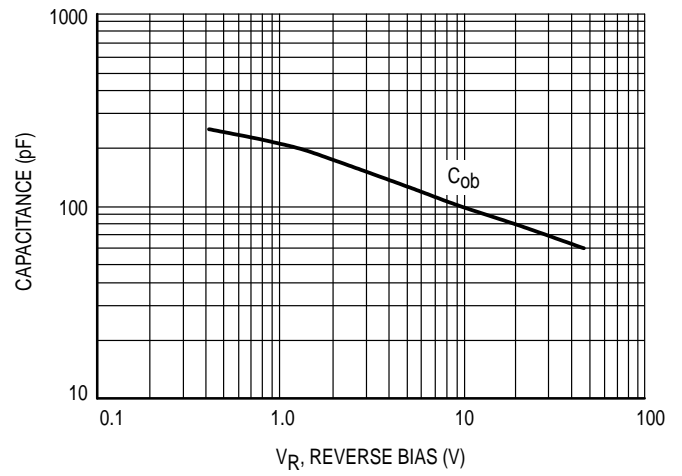
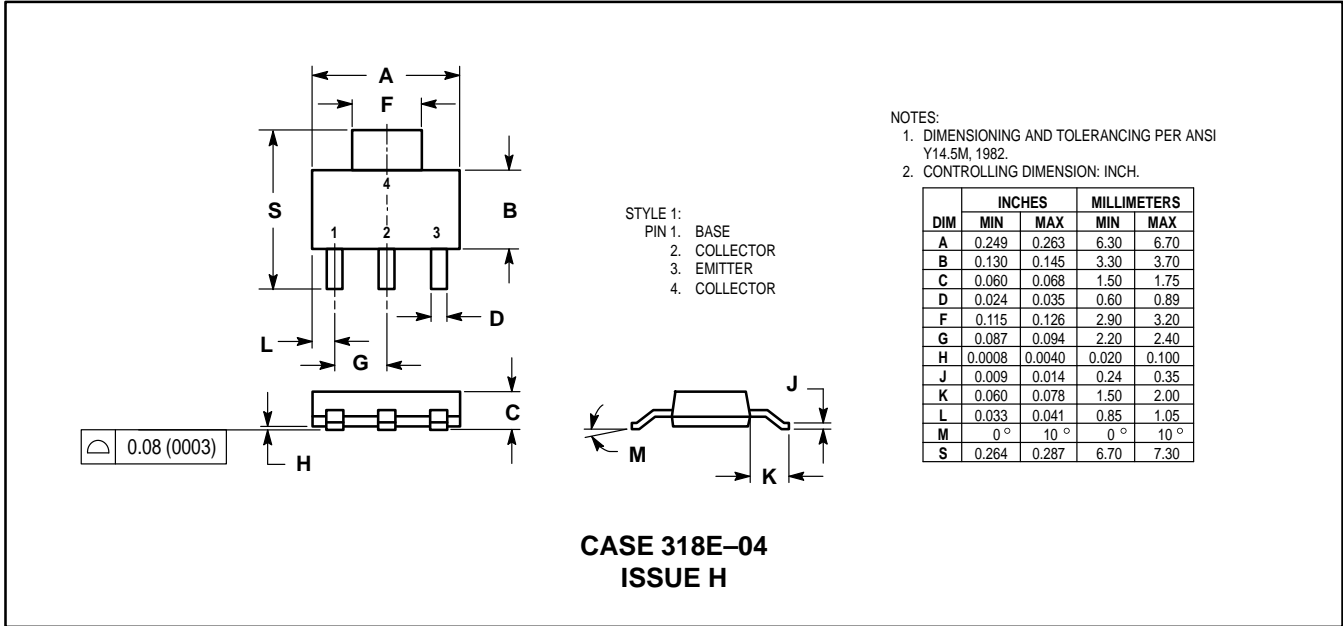


Figure 4. Capacitance

PACKAGE DIMENSIONS



Motorola reserves the right to make changes without further notice to any products herein. Motorola makes no warranty, representation or guarantee regarding the suitability of its products for any particular purpose, nor does Motorola assume any liability arising out of the application or use of any product or circuit, and specifically disclaims any and all liability, including without limitation consequential or incidental damages. "Typical" parameters which may be provided in Motorola data sheets and/or specifications can and do vary in different applications and actual performance may vary over time. All operating parameters, including "Typicals" must be validated for each customer application by customer's technical experts. Motorola does not convey any license under its patent rights nor the rights of others. Motorola products are not designed, intended, or authorized for use as components in systems intended for surgical implant into the body, or other applications intended to support or sustain life, or for any other application in which the failure of the Motorola product could create a situation where personal injury or death may occur. Should Buyer purchase or use Motorola products for any such unintended or unauthorized application, Buyer shall indemnify and hold Motorola and its officers, employees, subsidiaries, affiliates, and distributors harmless against all claims, costs, damages, and expenses, and reasonable attorney fees arising out of, directly or indirectly, any claim of personal injury or death associated with such unintended or unauthorized use, even if such claim alleges that Motorola was negligent regarding the design or manufacture of the part. Motorola and are registered trademarks of Motorola, Inc. Motorola, Inc. is an Equal Opportunity/Affirmative Action Employer.

Mfax is a trademark of Motorola, Inc.

**How to reach us:**

**USA/EUROPE/Locations Not Listed:** Motorola Literature Distribution;  
 P.O. Box 5405, Denver, Colorado 80217. 303-675-2140 or 1-800-441-2447

**JAPAN:** Nippon Motorola Ltd.; Tatsumi-SPD-JLDC, 6F Seibu-Butsuryu-Center,  
 3-14-2 Tatsumi Koto-Ku, Tokyo 135, Japan. 81-3-3521-8315

**Mfax™:** RMFAX0@email.sps.mot.com – TOUCHTONE 602-244-6609  
 – US & Canada ONLY 1-800-774-1848

**ASIA/PACIFIC:** Motorola Semiconductors H.K. Ltd.; 8B Tai Ping Industrial Park,  
 51 Ting Kok Road, Tai Po, N.T., Hong Kong. 852-26629298

**INTERNET:** <http://www.mot.com/SPS/>

