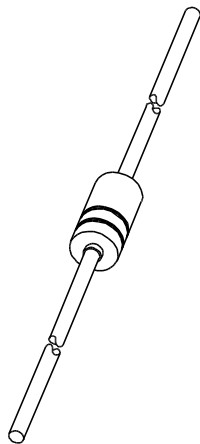


# DATA SHEET



**BB910**

VHF variable capacitance diode

Product specification

1996 May 03

Supersedes data of April 1992

File under Discrete Semiconductors, SC01

# VHF variable capacitance diode

# BB910

## FEATURES

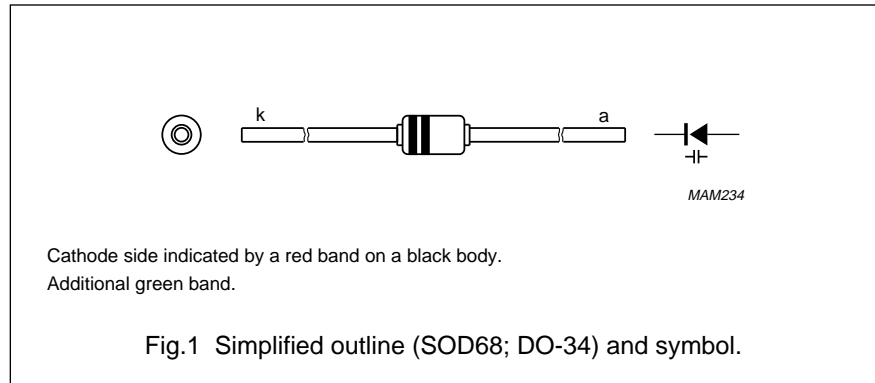
- Excellent linearity
- Matched to 2.5%
- Hermetically sealed leaded glass SOD68 (DO-34) package
- C28: 2.5; ratio: 16
- Low series resistance.

## APPLICATIONS

- Electronic tuning in VHF television tuners, band B up to 460 MHz
- VCO.

## DESCRIPTION

The BB910 is a variable capacitance diode, fabricated in planar technology, and encapsulated in the hermetically sealed leaded glass SOD68 (DO-34) package.



## LIMITING VALUES

In accordance with the Absolute Maximum Rating System (IEC 134).

SYMBOL	PARAMETER	MIN.	MAX.	UNIT
$V_R$	continuous reverse voltage	–	30	V
$I_F$	continuous forward current	–	20	mA
$T_{stg}$	storage temperature	–55	+150	°C
$T_j$	operating junction temperature	–55	+100	°C

## ELECTRICAL CHARACTERISTICS

$T_j = 25\text{ °C}$ ; unless otherwise specified.

SYMBOL	PARAMETER	CONDITIONS	MIN.	TYP.	MAX.	UNIT
$I_R$	reverse current	$V_R = 28\text{ V}$ ; see Fig.3	–	–	10	nA
		$V_R = 28\text{ V}$ ; $T_j = 85\text{ °C}$ ; see Fig.3	–	–	200	nA
$r_s$	diode series resistance	$f = 100\text{ MHz}$ ; note 1	–	–	1	$\Omega$
$C_d$	diode capacitance	$V_R = 0.5\text{ V}$ ; $f = 1\text{ MHz}$ ; see Figs 2 and 4	38	–	–	pF
		$V_R = 28\text{ V}$ ; $f = 1\text{ MHz}$ ; see Figs 2 and 4	2.3	–	2.7	pF
$\frac{C_{d(0.5V)}}{C_{d(28V)}}$	capacitance ratio	$f = 1\text{ MHz}$	14	–	–	
$\frac{\Delta C_d}{C_d}$	capacitance matching	$V_R = 0.5\text{ to }28\text{ V}$	–	–	2.5	%

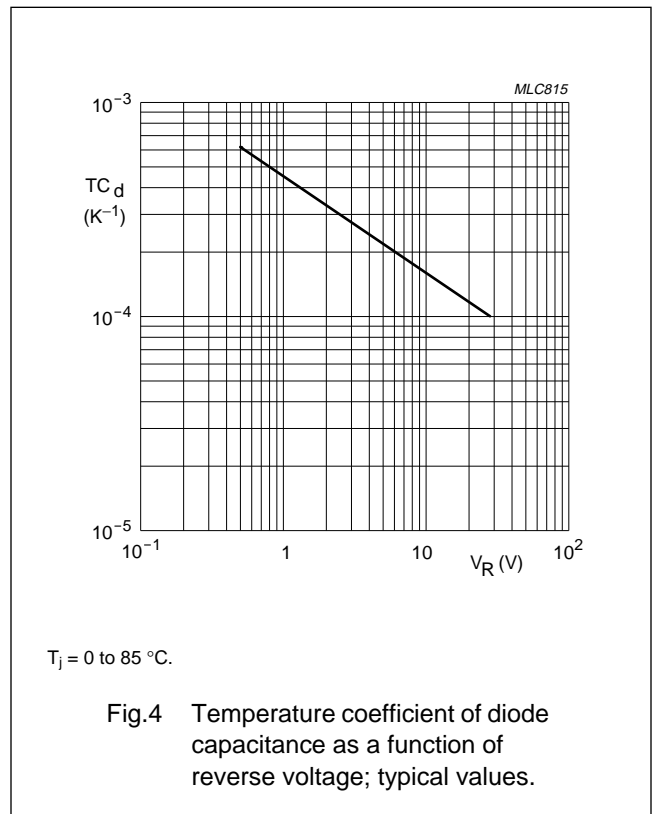
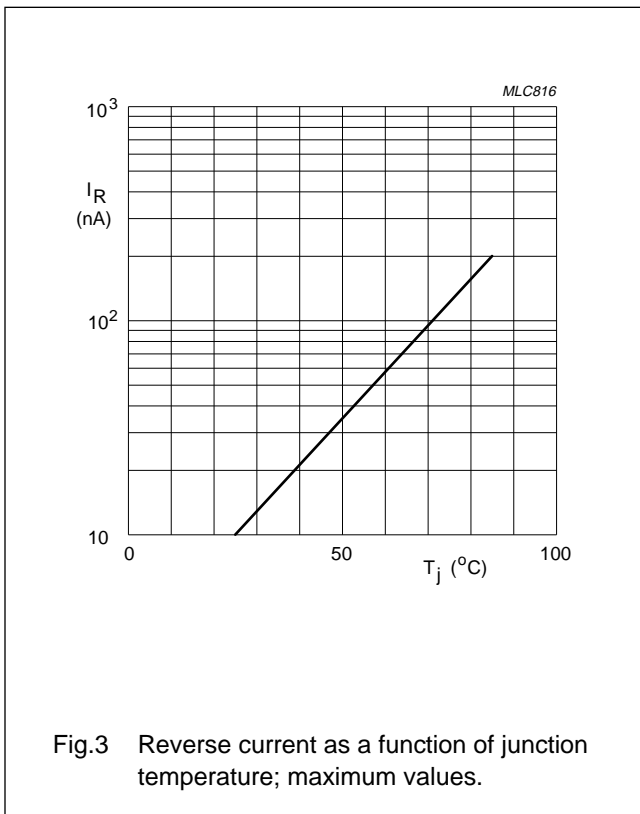
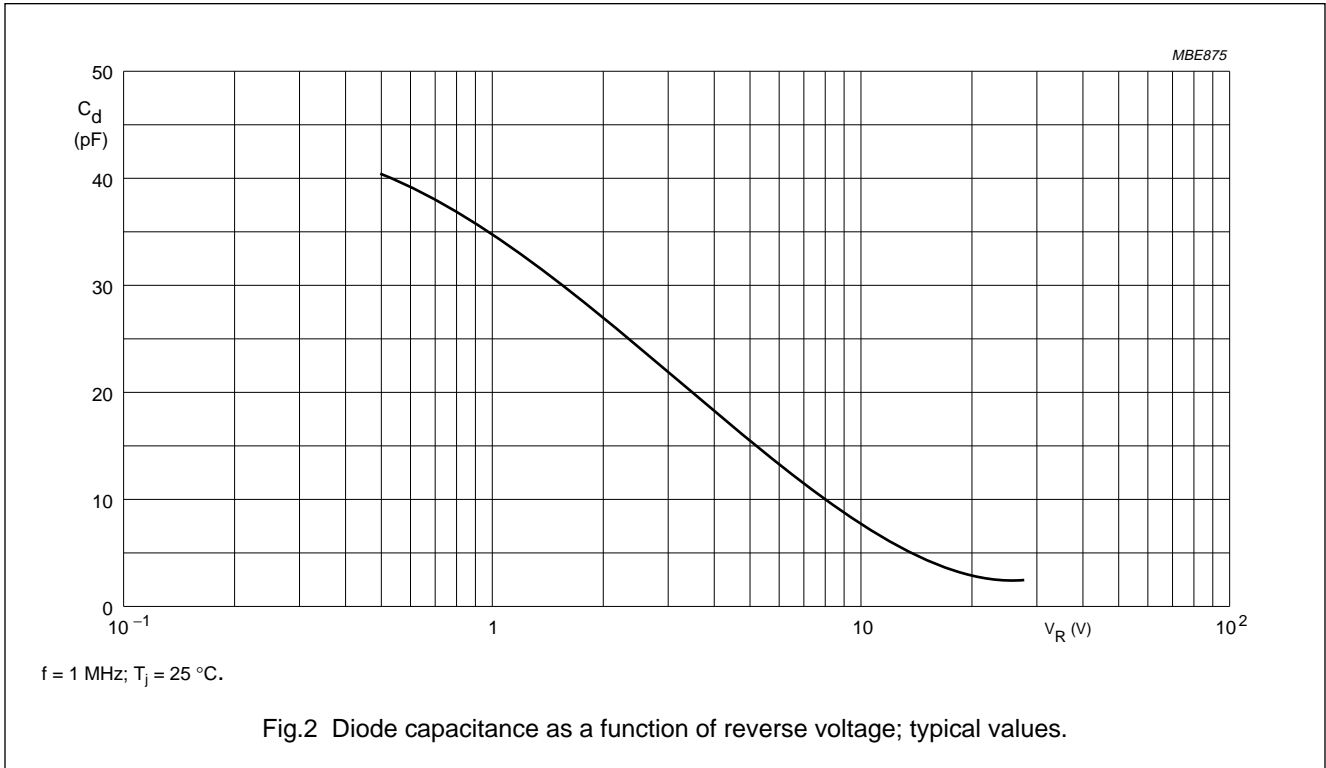
### Note

1.  $V_R$  is the value at which  $C_d = 40\text{ pF}$ .

VHF variable capacitance diode

BB910

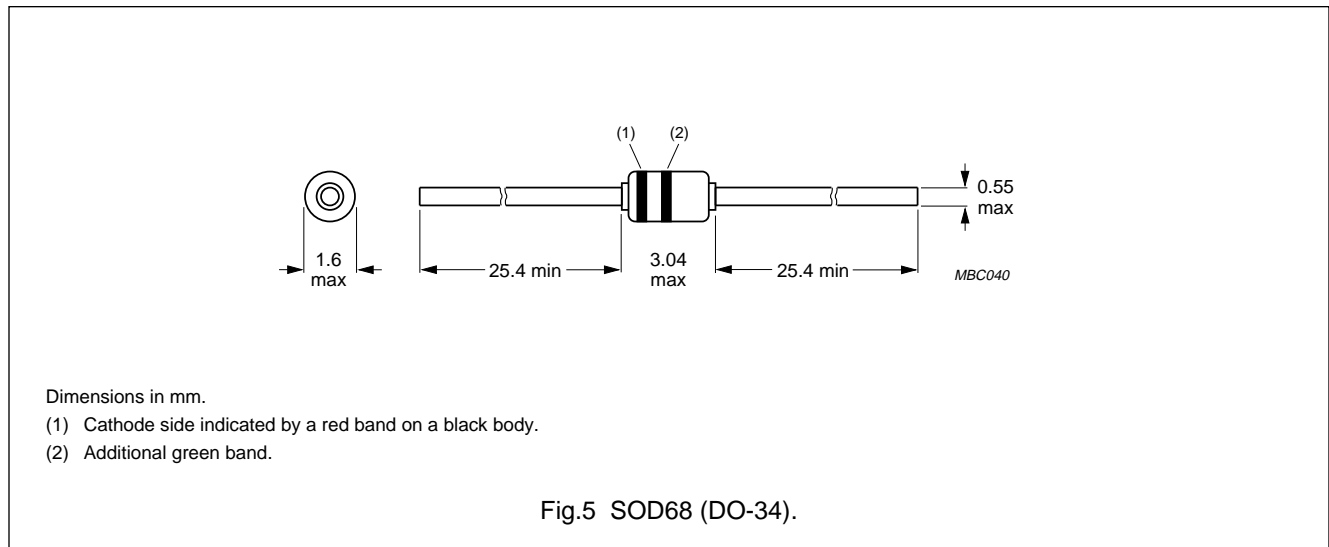
GRAPHICAL DATA



VHF variable capacitance diode

BB910

PACKAGE OUTLINE



DEFINITIONS

<b>Data sheet status</b>	
Objective specification	This data sheet contains target or goal specifications for product development.
Preliminary specification	This data sheet contains preliminary data; supplementary data may be published later.
Product specification	This data sheet contains final product specifications.
<b>Limiting values</b>	
Limiting values given are in accordance with the Absolute Maximum Rating System (IEC 134). Stress above one or more of the limiting values may cause permanent damage to the device. These are stress ratings only and operation of the device at these or at any other conditions above those given in the Characteristics sections of the specification is not implied. Exposure to limiting values for extended periods may affect device reliability.	
<b>Application information</b>	
Where application information is given, it is advisory and does not form part of the specification.	

LIFE SUPPORT APPLICATIONS

These products are not designed for use in life support appliances, devices, or systems where malfunction of these products can reasonably be expected to result in personal injury. Philips customers using or selling these products for use in such applications do so at their own risk and agree to fully indemnify Philips for any damages resulting from such improper use or sale.