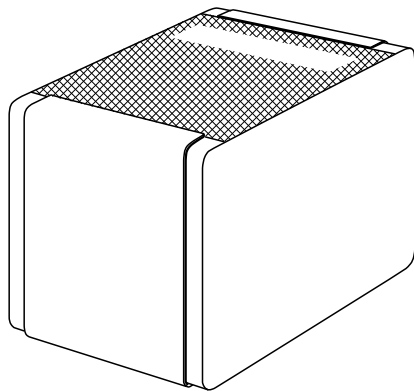


DATA SHEET



BZX284 series Voltage regulator diodes

Product specification
File under Discrete Semiconductors, SC01

1995 Dec 13

Voltage regulator diodes

BZX284 series

FEATURES

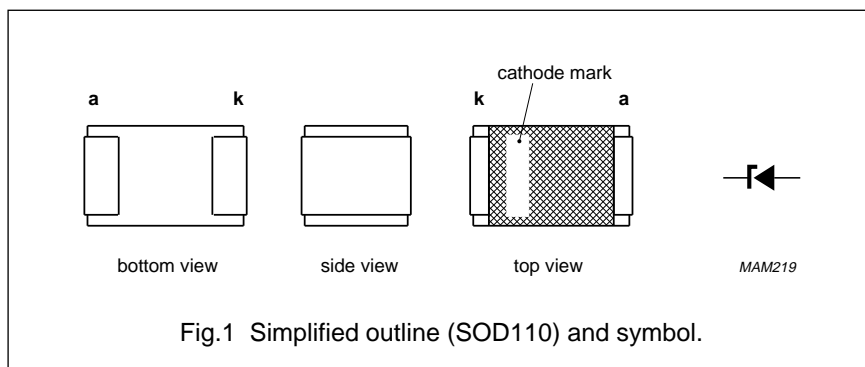
- Total power dissipation: max. 400 mW
- Two tolerance series: $\pm 2\%$ and $\pm 5\%$
- Working voltage range: nom. 2.4 to 75 V (E24 range).

APPLICATIONS

- General regulation functions.

DESCRIPTION

Low-power voltage regulator diodes in a small ceramic SMD SOD110 package. The diodes are available in the normalized E24 $\pm 2\%$ (BZX284-B) and $\pm 5\%$ (BZX284-C) tolerance range. The series consists of 37 types with nominal working voltages from 2.4 to 75 V.



MARKING

| TYPE NUMBER | MARKING CODE | TYPE NUMBER | MARKING CODE | TYPE NUMBER | MARKING CODE | TYPE NUMBER | MARKING CODE |
|-------------|--------------|-------------|--------------|-------------|--------------|-------------|--------------|
| BZX284-B2V4 | WO | BZX284-B15 | XH | BZX284-C2V4 | YO | BZX284-C15 | ZH |
| BZX284-B2V7 | WP | BZX284-B16 | XI | BZX284-C2V7 | YP | BZX284-C16 | ZI |
| BZX284-B3V0 | WQ | BZX284-B18 | XJ | BZX284-C3V0 | YQ | BZX284-C18 | ZJ |
| BZX284-B3V3 | WR | BZX284-B20 | XK | BZX284-C3V3 | YR | BZX284-C20 | ZK |
| BZX284-B3V6 | WS | BZX284-B22 | XL | BZX284-C3V6 | YS | BZX284-C22 | ZL |
| BZX284-B3V9 | WT | BZX284-B24 | XM | BZX284-C3V9 | YT | BZX284-C24 | ZM |
| BZX284-B4V3 | WU | BZX284-B27 | XN | BZX284-C4V3 | YU | BZX284-C27 | ZN |
| BZX284-B4V7 | WV | BZX284-B30 | XO | BZX284-C4V7 | YV | BZX284-C30 | ZO |
| BZX284-B5V1 | WW | BZX284-B33 | XP | BZX284-C5V1 | YW | BZX284-C33 | ZP |
| BZX284-B5V6 | WX | BZX284-B36 | XQ | BZX284-C5V6 | YX | BZX284-C36 | ZQ |
| BZX284-B6V2 | WY | BZX284-B39 | XR | BZX284-C6V2 | YY | BZX284-C39 | ZR |
| BZX284-B6V8 | WZ | BZX284-B43 | XS | BZX284-C6V8 | YZ | BZX284-C43 | ZS |
| BZX284-B7V5 | XA | BZX284-B47 | XT | BZX284-C7V5 | ZA | BZX284-C47 | ZT |
| BZX284-B8V2 | XB | BZX284-B51 | XU | BZX284-C8V2 | ZB | BZX284-C51 | ZU |
| BZX284-B9V1 | XC | BZX284-B56 | XV | BZX284-C9V1 | ZC | BZX284-C56 | ZV |
| BZX284-B10 | XD | BZX284-B62 | XW | BZX284-C10 | ZD | BZX284-C62 | ZW |
| BZX284-B11 | XE | BZX284-B68 | XX | BZX284-C11 | ZE | BZX284-C68 | ZX |
| BZX284-B12 | XF | BZX284-B75 | XY | BZX284-C12 | ZF | BZX284-C75 | ZY |
| BZX284-B13 | XG | - | - | BZX284-C13 | ZG | - | - |

Voltage regulator diodes

BZX284 series

LIMITING VALUES

In accordance with the Absolute Maximum Rating System (IEC 134).

| SYMBOL | PARAMETER | CONDITIONS | MIN. | MAX. | UNIT |
|------------------|-------------------------------------|---|--------------------|------|------------------|
| I_F | continuous forward current | | – | 250 | mA |
| I_{ZSM} | non-repetitive peak reverse current | $t_p = 100 \mu\text{s}$; square wave; $T_{\text{amb}} = 25 \text{ }^\circ\text{C}$ prior to surge | see Tables 1 and 2 | | |
| P_{tot} | total power dissipation | $T_{\text{amb}} = 25 \text{ }^\circ\text{C}$; note 1 | – | 400 | mW |
| T_{stg} | storage temperature | | –65 | +150 | $^\circ\text{C}$ |
| T_j | junction temperature | | – | 150 | $^\circ\text{C}$ |

Note

1. Device mounted on a printed-circuit board: $11 \times 25 \times 1.6 \text{ mm}$.

ELECTRICAL CHARACTERISTICS**Total BZX284-B and C series**

$T_j = 25 \text{ }^\circ\text{C}$ unless otherwise specified.

| SYMBOL | PARAMETER | CONDITIONS | MAX. | UNIT |
|--------------------|----------------------------|------------------------------------|------|---------------|
| V_F | forward voltage | $I_F = 10 \text{ mA}$; see Fig.4 | 0.9 | V |
| | | $I_F = 100 \text{ mA}$; see Fig.4 | 1.1 | V |
| I_R | reverse current | | | |
| | BZX284-B/C2V4 | $V_R = 1 \text{ V}$ | 50 | μA |
| | BZX284-B/C2V7 | $V_R = 1 \text{ V}$ | 20 | μA |
| | BZX284-B/C3V0 | $V_R = 1 \text{ V}$ | 10 | μA |
| | BZX284-B/C3V3 | $V_R = 1 \text{ V}$ | 5 | μA |
| | BZX284-B/C3V6 | $V_R = 1 \text{ V}$ | 5 | μA |
| | BZX284-B/C3V9 | $V_R = 1 \text{ V}$ | 3 | μA |
| | BZX284-B/C4V3 | $V_R = 1 \text{ V}$ | 3 | μA |
| | BZX284-B/C4V7 | $V_R = 2 \text{ V}$ | 3 | μA |
| | BZX284-B/C5V1 | $V_R = 2 \text{ V}$ | 2 | μA |
| | BZX284-B/C5V6 | $V_R = 2 \text{ V}$ | 1 | μA |
| | BZX284-B/C6V2 | $V_R = 4 \text{ V}$ | 3 | μA |
| | BZX284-B/C6V8 | $V_R = 4 \text{ V}$ | 2 | μA |
| | BZX284-B/C7V5 | $V_R = 5 \text{ V}$ | 1 | μA |
| | BZX284-B/C8V2 | $V_R = 5 \text{ V}$ | 700 | nA |
| | BZX284-B/C9V1 | $V_R = 6 \text{ V}$ | 500 | nA |
| | BZX284-B/C10 | $V_R = 7 \text{ V}$ | 200 | nA |
| BZX284-B/C11 | $V_R = 8 \text{ V}$ | 100 | nA | |
| BZX284-B/C12 | $V_R = 8 \text{ V}$ | 100 | nA | |
| BZX284-B/C13 | $V_R = 8 \text{ V}$ | 100 | nA | |
| BZX284-B/C15 to 75 | $V_R = 0.7V_{Z\text{nom}}$ | 50 | nA | |

Voltage regulator diodes

BZX284 series

Table 1 Per type BZX284-B/C2V4 to B/C24
 $T_j = 25\text{ }^\circ\text{C}$ unless otherwise specified.

| BZX284- B or C XXX | WORKING VOLTAGE V_Z (V) at $I_{Z\text{test}} = 5\text{ mA}$ | | | DIFFERENTIAL RESISTANCE r_{dif} (Ω) | | | | | | TEMP. COEFF. S_Z (mV/K) at $I_{Z\text{test}} = 5\text{ mA}$ (see Figs 5 and 6) | DIODE CAP. C_d (pF) at $f = 1\text{ MHz}$; $V_R = 0\text{ V}$ | NON-REPETITIVE PEAK REVERSE CURRENT I_{ZSM} (A) at $t_p = 100\text{ }\mu\text{s}$; $T_{\text{amb}} = 25\text{ }^\circ\text{C}$ |
|--------------------------|---|-------|--------------------|--|-------------------------------------|------|-------------------------------------|------|------|---|---|--|
| | Tol. $\pm 2\%$ (B) | | Tol. $\pm 5\%$ (C) | | at $I_{Z\text{test}} = 1\text{ mA}$ | | at $I_{Z\text{test}} = 5\text{ mA}$ | | | | | |
| | MIN. | MAX. | MIN. | MAX. | TYP. | MAX. | TYP. | MAX. | | | | |
| 2V4 | 2.35 | 2.45 | 2.20 | 2.60 | 275 | 400 | 70 | 100 | -1.6 | 450 | 12.0 | |
| 2V7 | 2.65 | 2.75 | 2.50 | 2.90 | 300 | 450 | 75 | 100 | -2.0 | 440 | 12.0 | |
| 3V0 | 2.94 | 3.06 | 2.80 | 3.20 | 325 | 500 | 80 | 95 | -2.1 | 425 | 12.0 | |
| 3V3 | 3.23 | 3.37 | 3.10 | 3.50 | 350 | 500 | 85 | 95 | -2.4 | 410 | 12.0 | |
| 3V6 | 3.53 | 3.67 | 3.40 | 3.80 | 375 | 500 | 85 | 90 | -2.4 | 390 | 12.0 | |
| 3V9 | 3.82 | 3.98 | 3.70 | 4.10 | 400 | 500 | 85 | 90 | -2.5 | 370 | 12.0 | |
| 4V3 | 4.21 | 4.39 | 4.00 | 4.60 | 410 | 600 | 80 | 90 | -2.5 | 350 | 12.0 | |
| 4V7 | 4.61 | 4.79 | 4.40 | 5.00 | 425 | 500 | 50 | 80 | -1.4 | 325 | 12.0 | |
| 5V1 | 5.00 | 5.20 | 4.80 | 5.40 | 400 | 480 | 40 | 60 | -0.8 | 300 | 12.0 | |
| 5V6 | 5.49 | 5.71 | 5.20 | 6.00 | 80 | 400 | 15 | 40 | 1.2 | 275 | 12.0 | |
| 6V2 | 6.08 | 6.32 | 5.80 | 6.60 | 40 | 150 | 6 | 10 | 2.3 | 250 | 12.0 | |
| 6V8 | 6.66 | 6.94 | 6.40 | 7.20 | 30 | 80 | 6 | 15 | 3.0 | 215 | 12.0 | |
| 7V5 | 7.35 | 7.65 | 7.00 | 7.90 | 15 | 80 | 2 | 10 | 4.0 | 170 | 4.0 | |
| 8V2 | 8.04 | 8.36 | 7.70 | 8.70 | 20 | 80 | 2 | 10 | 4.6 | 150 | 4.0 | |
| 9V1 | 8.92 | 9.28 | 8.50 | 9.60 | 20 | 100 | 2 | 10 | 5.5 | 120 | 3.0 | |
| 10 | 9.80 | 10.20 | 9.40 | 10.60 | 20 | 150 | 2 | 10 | 6.4 | 110 | 3.0 | |
| 11 | 10.80 | 11.20 | 10.40 | 11.60 | 25 | 150 | 2 | 10 | 7.4 | 108 | 2.5 | |
| 12 | 11.80 | 12.20 | 11.40 | 12.70 | 25 | 150 | 2 | 10 | 8.4 | 105 | 2.5 | |
| 13 | 12.70 | 13.30 | 12.40 | 14.10 | 25 | 170 | 2 | 10 | 9.4 | 103 | 2.5 | |
| 15 | 14.70 | 15.30 | 13.80 | 15.60 | 25 | 200 | 3 | 15 | 11.4 | 99 | 2.0 | |
| 16 | 15.70 | 16.30 | 15.30 | 17.10 | 25 | 200 | 4 | 20 | 12.4 | 97 | 1.5 | |
| 18 | 17.60 | 18.40 | 16.80 | 19.10 | 25 | 225 | 4 | 20 | 14.4 | 93 | 1.5 | |
| 20 | 19.60 | 20.40 | 18.80 | 21.20 | 30 | 225 | 4 | 20 | 16.4 | 88 | 1.5 | |
| 22 | 21.60 | 22.40 | 20.80 | 23.30 | 30 | 250 | 5 | 25 | 18.4 | 84 | 1.25 | |
| 24 | 23.50 | 24.50 | 22.80 | 25.60 | 30 | 250 | 6 | 30 | 20.4 | 80 | 1.25 | |

Voltage regulator diodes

BZX284 series

Table 2 Per type BZX284-B/C27 to B/C75
 $T_j = 25\text{ }^\circ\text{C}$ unless otherwise specified.

| BZX284- B or C XXX | WORKING VOLTAGE V_Z (V) at $I_{Z\text{test}} = 2\text{ mA}$ | | | DIFFERENTIAL RESISTANCE r_{dif} (Ω) | | | | TEMP. COEFF. S_Z (mV/K) at $I_{Z\text{test}} = 2\text{ mA}$ | DIODE CAP. C_d (pF) at $f = 1\text{ MHz}$; $V_R = 0\text{ V}$ | NON-REPETITIVE PEAK REVERSE CURRENT I_{ZSM} (A) at $t_p = 100\text{ }\mu\text{s}$; $T_{\text{amb}} = 25\text{ }^\circ\text{C}$ | |
|--------------------------|---|-------|--------------------|--|---------------------------------------|------|-------------------------------------|---|---|--|------|
| | Tol. $\pm 2\%$ (B) | | Tol. $\pm 5\%$ (C) | | at $I_{Z\text{test}} = 0.5\text{ mA}$ | | at $I_{Z\text{test}} = 2\text{ mA}$ | | | | |
| | MIN. | MAX. | MIN. | MAX. | TYP. | MAX. | TYP. | | | | MAX. |
| 27 | 26.50 | 27.50 | 25.10 | 28.90 | 35 | 250 | 8 | 40 | 23.4 | 73 | 1.0 |
| 30 | 29.40 | 30.60 | 28.00 | 32.00 | 35 | 250 | 10 | 40 | 26.6 | 66 | 1.0 |
| 33 | 32.30 | 33.70 | 31.00 | 35.00 | 40 | 275 | 11 | 40 | 29.7 | 60 | 0.9 |
| 36 | 35.30 | 36.70 | 34.00 | 38.00 | 40 | 300 | 15 | 60 | 33.0 | 59 | 0.8 |
| 39 | 38.20 | 39.80 | 37.00 | 41.00 | 40 | 300 | 25 | 75 | 36.4 | 58 | 0.7 |
| 43 | 42.10 | 43.90 | 40.00 | 46.00 | 45 | 325 | 30 | 80 | 41.2 | 56 | 0.6 |
| 47 | 46.10 | 47.90 | 44.00 | 50.00 | 45 | 325 | 30 | 90 | 46.1 | 55 | 0.5 |
| 51 | 50.00 | 52.00 | 48.00 | 54.00 | 45 | 350 | 35 | 110 | 51.0 | 52 | 0.4 |
| 56 | 54.90 | 57.10 | 52.00 | 60.00 | 50 | 375 | 40 | 120 | 57.0 | 49 | 0.3 |
| 62 | 60.80 | 63.20 | 58.00 | 66.00 | 60 | 400 | 50 | 140 | 64.4 | 44 | 0.3 |
| 68 | 66.60 | 69.40 | 64.00 | 72.00 | 75 | 400 | 55 | 160 | 71.7 | 40 | 0.25 |
| 75 | 73.50 | 76.50 | 70.00 | 79.00 | 85 | 400 | 70 | 175 | 80.2 | 35 | 0.2 |

Voltage regulator diodes

BZX284 series

THERMAL CHARACTERISTICS

| SYMBOL | PARAMETER | CONDITIONS | VALUE | UNIT |
|---------------|---|------------|-------|------|
| $R_{th\ j-a}$ | thermal resistance from junction to ambient | note 1 | 315 | K/W |

Note

1. Device mounted on a printed-circuit board: 11 × 25 × 1.6 mm.

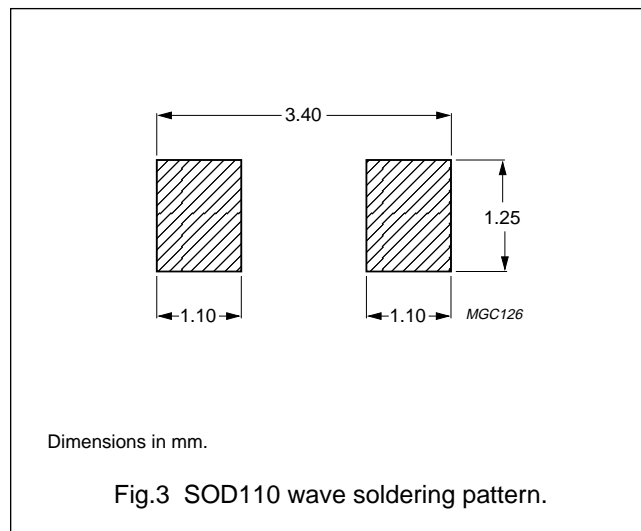
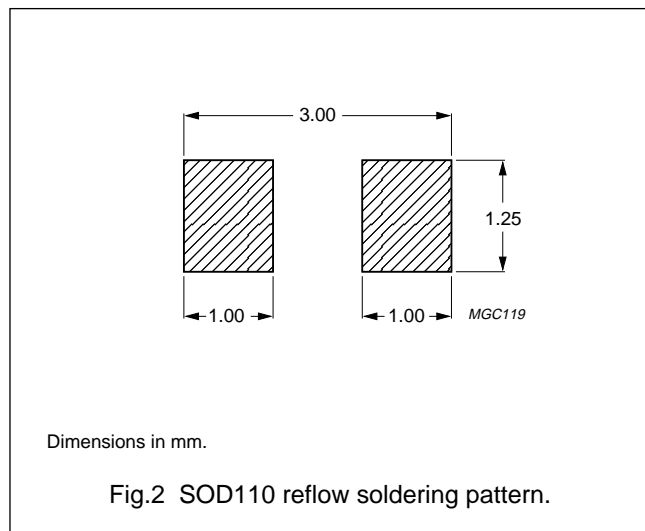
MOUNTING

Reflow soldering

Follow standard reflow soldering techniques to ensure correct application of solder paste and placement of the SOD110 package (see Fig.2).

Wave soldering

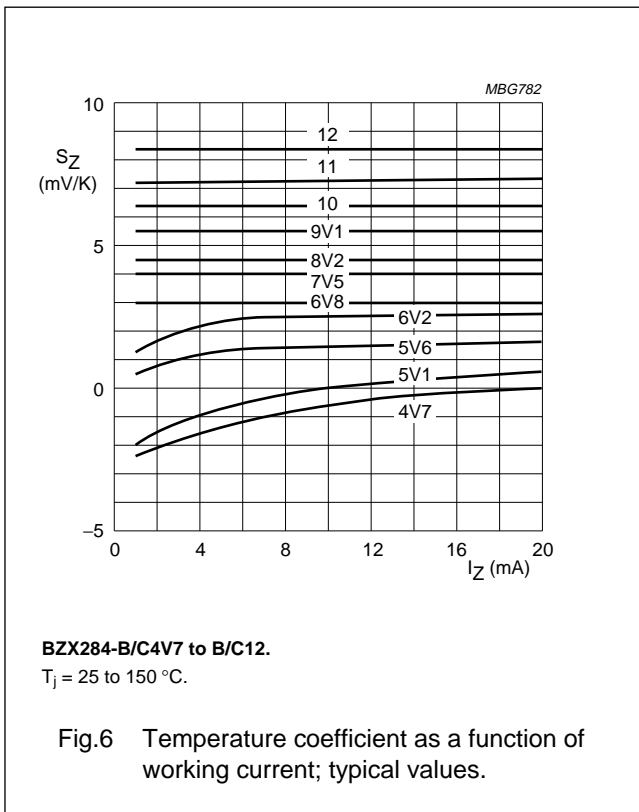
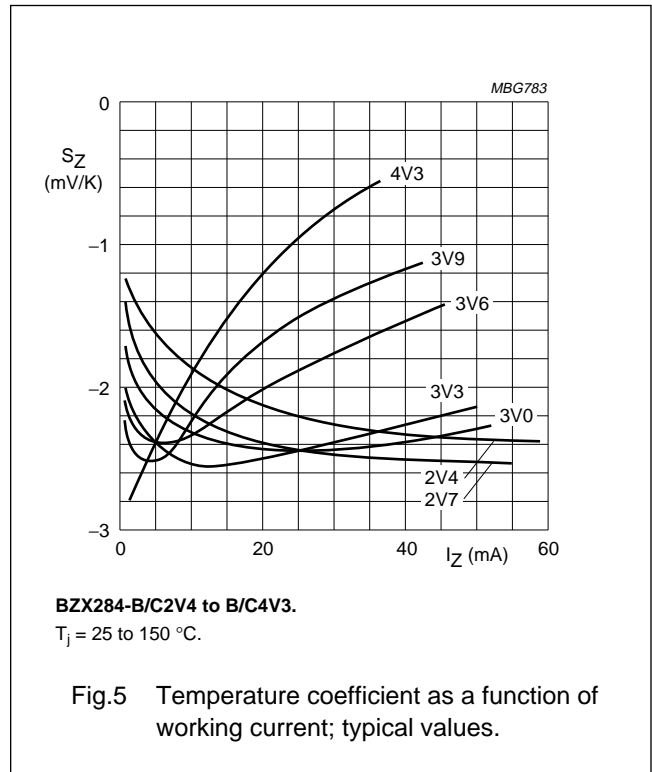
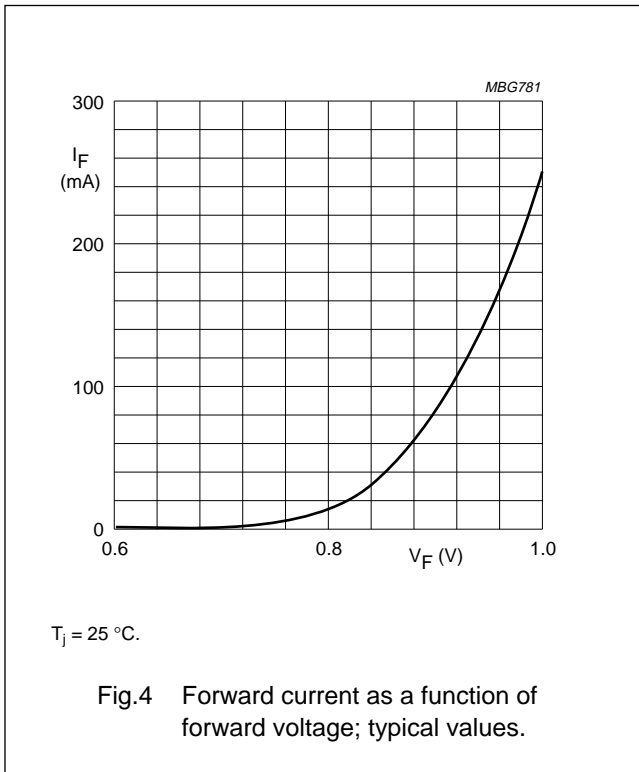
Before wave soldering, attach SOD110 packages to the printed-circuit boards using a small dot of thermo-setting epoxy or UV-curing adhesive centred between the soldering lands (see Fig.3).



Voltage regulator diodes

BZX284 series

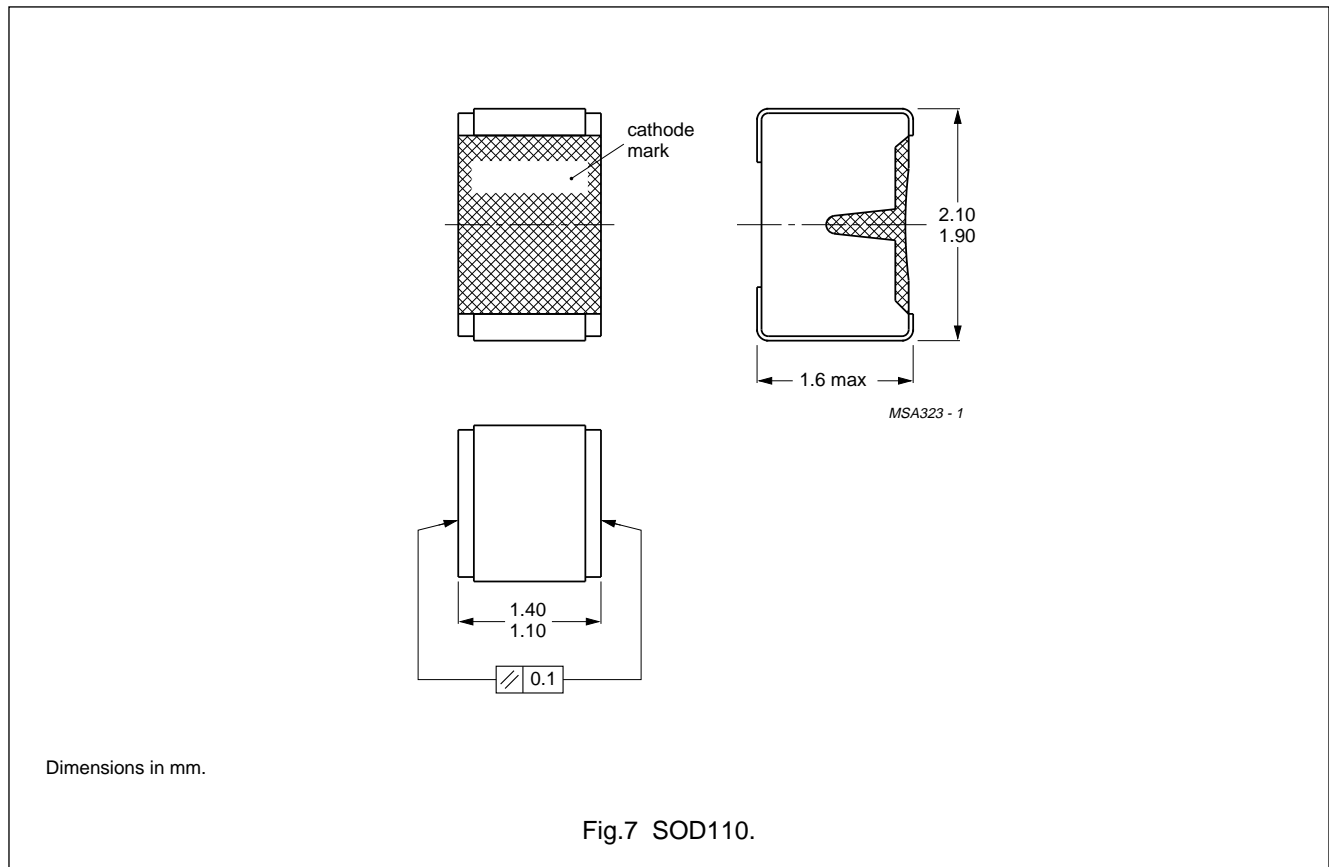
GRAPHICAL DATA



Voltage regulator diodes

BZX284 series

PACKAGE OUTLINE



DEFINITIONS

| | |
|---|---|
| Data sheet status | |
| Objective specification | This data sheet contains target or goal specifications for product development. |
| Preliminary specification | This data sheet contains preliminary data; supplementary data may be published later. |
| Product specification | This data sheet contains final product specifications. |
| Limiting values | |
| Limiting values given are in accordance with the Absolute Maximum Rating System (IEC 134). Stress above one or more of the limiting values may cause permanent damage to the device. These are stress ratings only and operation of the device at these or at any other conditions above those given in the Characteristics sections of the specification is not implied. Exposure to limiting values for extended periods may affect device reliability. | |
| Application information | |
| Where application information is given, it is advisory and does not form part of the specification. | |

LIFE SUPPORT APPLICATIONS

These products are not designed for use in life support appliances, devices, or systems where malfunction of these products can reasonably be expected to result in personal injury. Philips customers using or selling these products for use in such applications do so at their own risk and agree to fully indemnify Philips for any damages resulting from such improper use or sale.

Voltage regulator diodes

BZX284 series

NOTES

Voltage regulator diodes

BZX284 series

NOTES

Voltage regulator diodes

BZX284 series

NOTES

Philips Semiconductors – a worldwide company

Argentina: IEROD, Av. Juramento 1992 - 14.b, (1428)
BUENOS AIRES, Tel. (541)786 7633, Fax. (541)786 9367

Australia: 34 Waterloo Road, NORTH RYDE, NSW 2113,
Tel. (02)805 4455, Fax. (02)805 4466

Austria: Triester Str. 64, A-1101 WIEN, P.O. Box 213,
Tel. (01)60 101-1236, Fax. (01)60 101-1211

Belgium: Postbus 90050, 5600 PB EINDHOVEN, The Netherlands,
Tel. (31)40-2783749, Fax. (31)40-2788399

Brazil: Rua do Rocio 220 - 5th floor, Suite 51,
CEP: 04552-903-SÃO PAULO-SP, Brazil,
P.O. Box 7383 (01064-970),
Tel. (011)821-2333, Fax. (011)829-1849

Canada: PHILIPS SEMICONDUCTORS/COMPONENTS:
Tel. (800) 234-7381, Fax. (708) 296-8556

Chile: Av. Santa Maria 0760, SANTIAGO,
Tel. (02)773 816, Fax. (02)777 6730

China/Hong Kong: 501 Hong Kong Industrial Technology Centre,
72 Tat Chee Avenue, Kowloon Tong, HONG KONG,
Tel. (852)2319 7888, Fax. (852)2319 7700

Colombia: IPRELENZO LTDA, Carrera 21 No. 56-17,
77621 BOGOTA, Tel. (571)249 7624/(571)217 4609,
Fax. (571)217 4549

Denmark: Prags Boulevard 80, PB 1919, DK-2300
COPENHAGEN S, Tel. (45)32 88 26 36, Fax. (45)31 57 19 49

Finland: Sinikalliontie 3, FIN-02630 ESPOO,
Tel. (358)0-615 800, Fax. (358)0-61580 920

France: 4 Rue du Port-aux-Vins, BP317,
92156 SURESNES Cedex,
Tel. (01)4099 6161, Fax. (01)4099 6427

Germany: P.O. Box 10 51 40, 20035 HAMBURG,
Tel. (040)23 53 60, Fax. (040)23 53 63 00

Greece: No. 15, 25th March Street, GR 17778 TAVROS,
Tel. (01)4894 339/4894 911, Fax. (01)4814 240

India: Philips INDIA Ltd, Shivsagar Estate, A Block,
Dr. Annie Besant Rd. Worli, Bombay 400 018
Tel. (022)4938 541, Fax. (022)4938 722

Indonesia: Philips House, Jalan H.R. Rasuna Said Kav. 3-4,
P.O. Box 4252, JAKARTA 12950,
Tel. (021)5201 122, Fax. (021)5205 189

Ireland: Newstead, Clonskeagh, DUBLIN 14,
Tel. (01)7640 000, Fax. (01)7640 200

Italy: PHILIPS SEMICONDUCTORS S.r.l.,
Piazza IV Novembre 3, 20124 MILANO,
Tel. (0039)2 6752 2531, Fax. (0039)2 6752 2557

Japan: Philips Bldg 13-37, Kohnan2-chome, Minato-ku, TOKYO 108,
Tel. (03)3740 5130, Fax. (03)3740 5077

Korea: Philips House, 260-199 Itaewon-dong,
Yongsan-ku, SEOUL, Tel. (02)709-1412, Fax. (02)709-1415

Malaysia: No. 76 Jalan Universiti, 46200 PETALING JAYA,
SELANGOR, Tel. (03)750 5214, Fax. (03)757 4880

Mexico: 5900 Gateway East, Suite 200, EL PASO, TX 79905,
Tel. 9-5(800)234-7381, Fax. (708)296-8556

Netherlands: Postbus 90050, 5600 PB EINDHOVEN, Bldg. VB,
Tel. (040)2783749, Fax. (040)2788399

New Zealand: 2 Wagener Place, C.P.O. Box 1041, AUCKLAND,
Tel. (09)849-4160, Fax. (09)849-7811

Norway: Box 1, Manglerud 0612, OSLO,
Tel. (022)74 8000, Fax. (022)74 8341

Pakistan: Philips Electrical Industries of Pakistan Ltd.,
Exchange Bldg. ST-2/A, Block 9, KDA Scheme 5, Clifton,
KARACHI 75600, Tel. (021)587 4641-49,
Fax. (021)577035/5874546

Philippines: PHILIPS SEMICONDUCTORS PHILIPPINES Inc.,
106 Valero St. Salcedo Village, P.O. Box 2108 MCC, MAKATI,
Metro MANILA, Tel. (63) 2 816 6380, Fax. (63) 2 817 3474

Portugal: PHILIPS PORTUGUESA, S.A.,
Rua dr. António Loureiro Borges 5, Arquiparque - Miraflores,
Apartado 300, 2795 LINDA-A-VELHA,
Tel. (01)4163160/4163333, Fax. (01)4163174/4163366

Singapore: Lorong 1, Toa Payoh, SINGAPORE 1231,
Tel. (65)350 2000, Fax. (65)251 6500

South Africa: S.A. PHILIPS Pty Ltd.,
195-215 Main Road Martindale, 2092 JOHANNESBURG,
P.O. Box 7430, Johannesburg 2000,
Tel. (011)470-5911, Fax. (011)470-5494

Spain: Balmes 22, 08007 BARCELONA,
Tel. (03)301 6312, Fax. (03)301 42 43

Sweden: Kottbygatan 7, Akalla. S-164 85 STOCKHOLM,
Tel. (08)-632 2000, Fax. (08)-632 2745

Switzerland: Allmendstrasse 140, CH-8027 ZÜRICH,
Tel. (01)488 2211, Fax. (01)481 77 30

Taiwan: PHILIPS TAIWAN Ltd., 23-30F, 66, Chung Hsiao West
Road, Sec. 1. Taipei, Taiwan ROC, P.O. Box 22978,
TAIPEI 100, Tel. (886) 2 382 4443, Fax. (886) 2 382 4444

Thailand: PHILIPS ELECTRONICS (THAILAND) Ltd.,
209/2 Sanpavuth-Bangna Road Prakanong,
Bangkok 10260, THAILAND,
Tel. (66) 2 745-4090, Fax. (66) 2 398-0793

Turkey: Talatpasa Cad. No. 5, 80640 GÜLTEPE/ISTANBUL,
Tel. (0212)279 27 70, Fax. (0212)282 67 07

Ukraine: Philips UKRAINE, 2A Akademika Koroleva str., Office 165,
252148 KIEV, Tel. 380-44-4760297, Fax. 380-44-4766991

United Kingdom: Philips Semiconductors LTD.,
276 Bath Road, Hayes, MIDDLESEX UB3 5BX,
Tel. (0181)730-5000, Fax. (0181)754-8421

United States: 811 East Arques Avenue, SUNNYVALE,
CA 94088-3409, Tel. (800)234-7381, Fax. (708)296-8556

Uruguay: Coronel Mora 433, MONTEVIDEO,
Tel. (02)70-4044, Fax. (02)92 0601

Internet: <http://www.semiconductors.philips.com/ps/>

For all other countries apply to: Philips Semiconductors,
International Marketing and Sales, Building BE-p,
P.O. Box 218, 5600 MD EINDHOVEN, The Netherlands,
Telex 35000 phtcnl, Fax. +31-40-2724825

SCDS47 © Philips Electronics N.V. 1995

All rights are reserved. Reproduction in whole or in part is prohibited without the prior written consent of the copyright owner.

The information presented in this document does not form part of any quotation or contract, is believed to be accurate and reliable and may be changed without notice. No liability will be accepted by the publisher for any consequence of its use. Publication thereof does not convey nor imply any license under patent- or other industrial or intellectual property rights.

Printed in The Netherlands

113061/1100/01/pp12
Document order number:

Date of release: 1995 Dec 13
9397 750 00525